

Thor Dockplate/Dockboards

- Dockplates and Dockboards provide an efficient and low cost way of loading and unloading vehicles from a loading dock using trucks.
- They require no disruption to the existing dock and are easier to install than more expensive alternatives.
- The difference between plates and boards is purely thickness and strength.
- Broadly speaking Dockplates are suitable for sack trucks and pallet trucks and Dockboards are recommended for fork trucks (depending on weight/capacity).

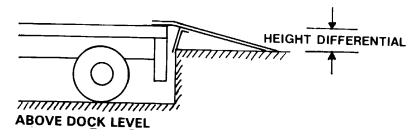
Note: The term "Bridge plate" is interchangeable with Dockplate.

Selecting The Correct Dockplate / Dockboard

Step 1: Calculate Height Differential

Between truck floor level and dock.

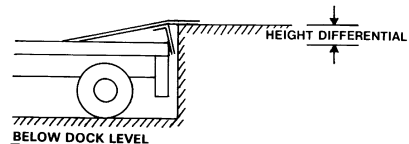
Note: Maximum recommended height differential is the maximum differential possible with the ramp at 7°, maximum possible is the absolute maximum the ramp will achieve whilst maintaining secure location/positioning in the vehicle.



Step 2: Select Dockplate / Dockboard Width

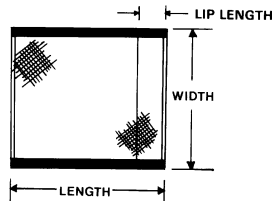
What are you using it for, what width is required?

In accordance with BS EN 1398:2009, the minimum width should be 700mm wider than the track width of the equipment being used, unless restricted by your loading facilities and measures are taken to prevent operator and equipment from falling



Step 3: Determine Maximum Total Load

What are you using it for, what load will it carry? Determines whether a plate or a board would be best for you




Step 4: Select model to suit your requirements from specification list.

Plates and boards can be manufactured to customers requirements. All plates and boards can be manufactured with optional forklift handles for ease of lifting and positioning.

Health & Safety Note

Consider manual handling hazards when selecting equipment. Thorworld recommend that plates under 40Kg are handled by two people minimum, beyond this, lifting facilities (such as our optional FTH-1) should be used.



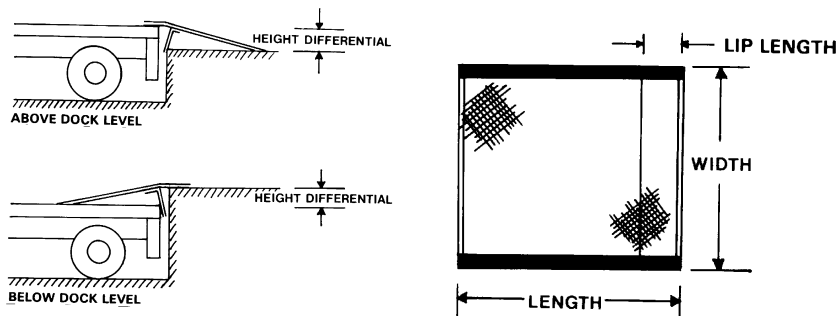
Telephone: +44 (0) 1246 260981

Fax: +44 (0) 1246 260493

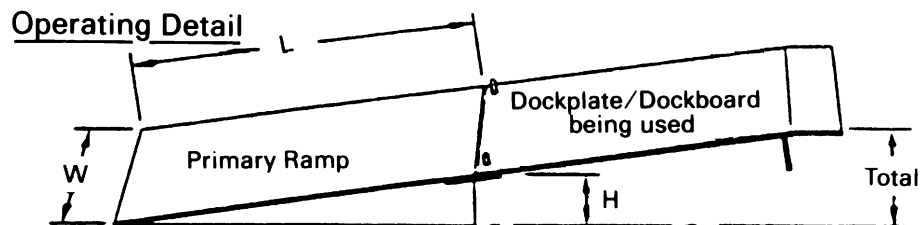
Email: info@thorworld.co.uk

Thor Dockplate/Dockboard Ramp Combination

- When using Dockplates and Dockboards it is not recommended that height differences in excess of 200mm are accommodated with a single piece ramp, since that would result in an incline in excess of 7 degrees.




- We would therefore recommend a Dockplate or Dockboard Ramp Combination to accommodate such height differences, a primary ramp used in conjunction with a standard Dockplate/Dockboard (see earlier), allowing greater height differences to be achieved at an acceptable incline.



- A primary ramp can only be used in conjunction with a Dockplate/Dockboard, and not on its own. However the Dockplate/Dockboard can be used separately, increasing the product's versatility.
- As a general rule it is advisable to choose a Dockplate/Dockboard Ramp which is the same length as the Dockplate/Dockboard being used.
- The total height a ramp combination will serve is calculated by adding together the height difference range of both the primary ramp and the dockplate/dockboard being used, see diagram below.
- The advantage of combination ramps is that they can be taken apart and stored easily.

Health & Safety Note

Consider manual handling hazards when selecting equipment. Thorworld recommend that plates under 40Kg are handled by two people minimum, beyond this, lifting facilities (such as our optional FTH-1) should be used.



Telephone: +44 (0) 1246 260981

Fax: +44 (0) 1246 260493

Email: info@thorworld.co.uk